

HELP® 0-3 Assessment for Early Head Start

VORT Corporation, publisher of HELP®, has teamed up with KinderCharts to provide a comprehensive Early Head Start HELP 0-3 reporting system. The KinderCharts-HELP reporting system supports Federal progress reporting requirements across Head Start's five essential domains and enhances communication among parents, staff and community stakeholders for developing and monitoring school readiness goals.

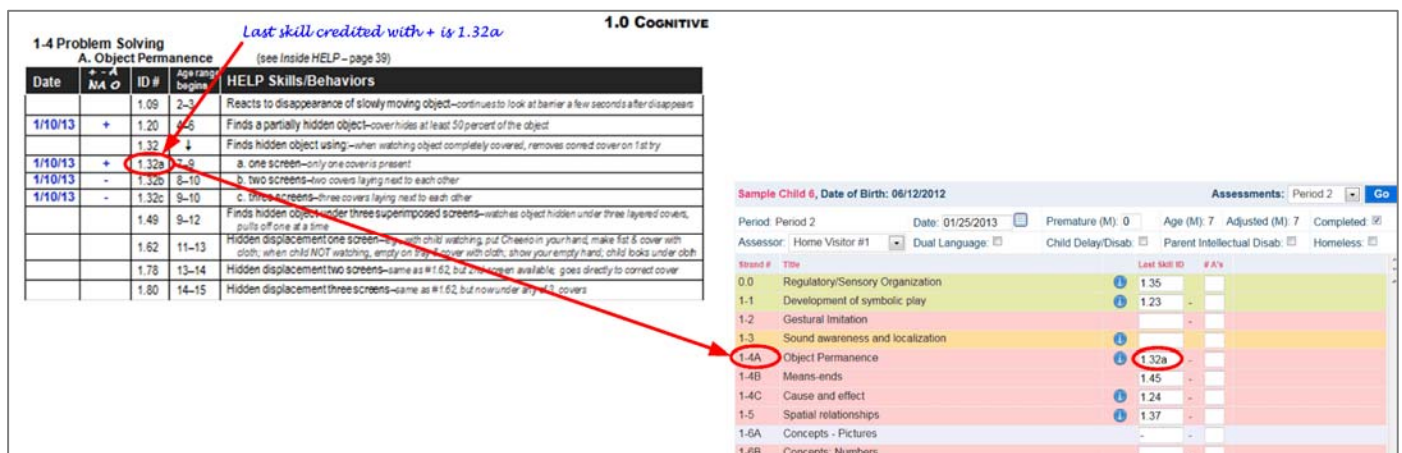
HELP 0-3 is one of the most popular and widely used curriculum-based assessments used in early intervention programs for infants and toddlers and their families. The HELP 0-3 Strands assessment booklet links directly to Inside HELP, the Administration and Reference Manual for using HELP as an assessment, and to HELP at Home, a family focused functional curriculum for staff and parents to support each child's progress. HELP's 0-3 curriculum based assessment process uses a family-centered, relationship-based approach.

The conceptual structure of the HELP Strands, allows you to assess child strengths and needs within and between broad Head Start domains which can then be easily translated into meaningful school readiness goals for your program. HELP Strands 0-3 Plus is now available to better support EHS programs' three-year-old children who have not yet graduated or are advanced beyond three years in some areas of development. This new version of the HELP Strands extends the HELP Strands to include more than 70 skills within 36-48 month range directly from the HELP 3-6 curriculum assessment

For more information regarding the HELP® Strands and using HELP 0-3 as a curriculum based assessment process, visit the VORT corporate website at www.vort.com/ehs/

The KinderCharts-HELP Head Start reporting system is easy. Simply...

- 1 Transcribe the child's current assessment results from the HELP Strands booklet into KinderCharts, as shown below.



1.4 Problem Solving
A. Object Permanence
(see Inside HELP - page 39)

Date	+	-	A	NA	O	ID #	Age range begins	HELP Skills/Behaviors
						1.09	2-3	Reacts to disappearance of slowly moving object—continues to look at banner a few seconds after disappears
1/10/13	+					1.20	4-5	Finds a partially hidden object—cover hides at least 50 percent of the object
						1.32	7-9	Finds hidden object using—when watching object completely covered, removes covered cover on 1st try
1/10/13	+					1.32a	7-9	a. one screen—only one covers is present
1/10/13	-					1.32b	8-10	b. two screens—two covers laying next to each other
1/10/13	-					1.32c	9-10	c. three screens—three covers laying next to each other
						1.49	9-12	Finds hidden object under three superimposed screens—watches object hidden under three layered covers, pulls off one at a time
						1.62	11-13	Hidden displacement one screen—when child watching, put Cheezos in your hand, make fist & cover with cloth; when child NOT watching, empty on tray, cover with cloth; show your empty hand; child looks under cloth
						1.78	13-14	Hidden displacement two screens—same as #1.62, but when available, goes directly to correct cover
						1.80	14-15	Hidden displacement three screens—same as #1.62, but now under any 4-3 covers

Last skill credited with + is 1.32a

1.0 COGNITIVE

Sample Child 6, Date of Birth: 08/12/2012

Assessments: Period 2 Go

Period: Period 2 Date: 01/25/2013 Premature (M): 0 Age (M): 7 Adjusted (M): 7 Completed: 3/3

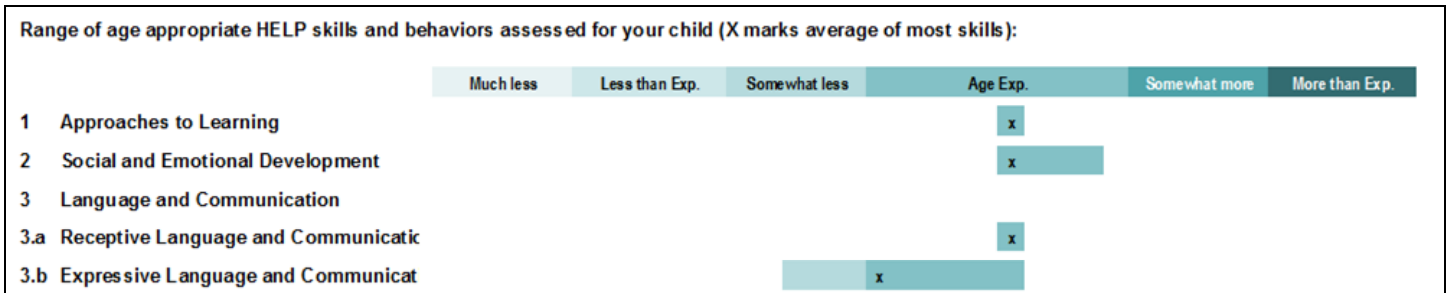
Assessor: Home Visitor #1 Dual Language: Child Delay/Disab: Parent Intellectual Disab: Homeless:

Strand #	Title	Last Skill ID	# A's
0.0	Regulatory/Sensory Organization	1.35	
1-1	Development of symbolic play	1.23	
1-2	Gestural Imitation		
1-3	Sound awareness and localization		
1-4A	Object Permanence	1.32a	
1-4B	Means-ends	1.45	
1-4C	Cause and effect	1.24	
1-5	Spatial relationships	1.37	
1-6A	Concepts - Pictures		
1-6B	Concepts - Numbers		

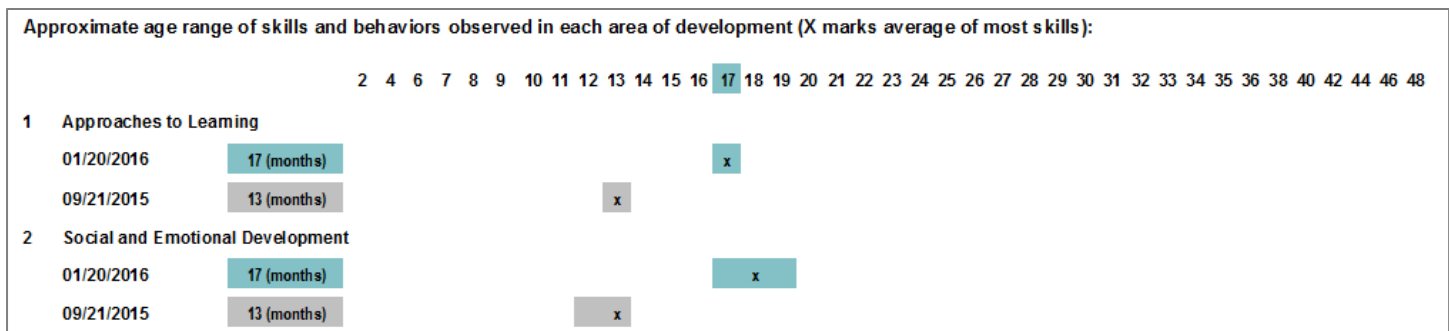
- 2 Mark the Assessment as Complete when all of the child's results for the Assessment Period have been entered. KinderCharts will automatically quantify, aggregate, and report the child's results using crediting algorithms developed with the author of *HELP 0-3 Strands*.
- 3 A comprehensive set of 19 reports are available to select from including individual child assessment reports, aggregated child progress reports and an array of management reports to meet individual program needs. A few report samples are provided on the back of this datasheet.

Report Samples

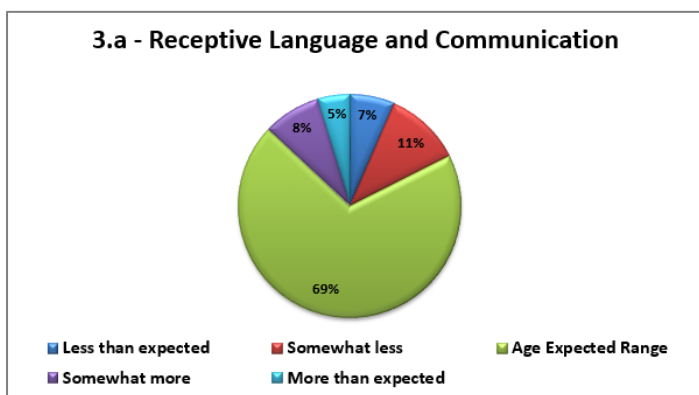
Individual Child Assessment: Five variations of the Individual Child Assessment report are available which provide assessment results scored against **EHS Domains**, **HELP Domains**, and **HELP Strands**. Below is a sample report using **EHS Domains** with **Range Bars**.



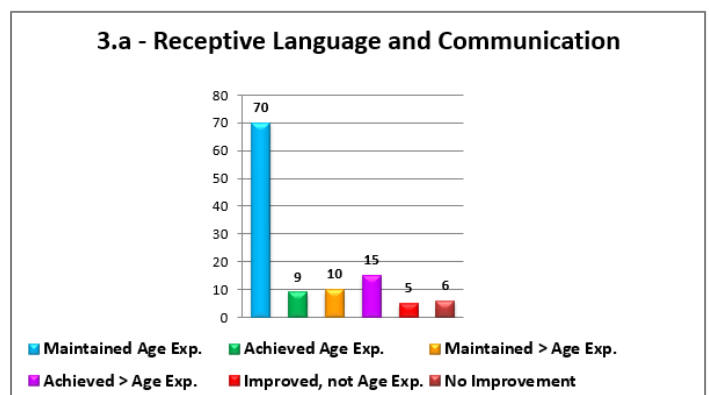
Individual Child Progress: Two variations of the individual Child Progress report are available. These reports provide **Age Range Bars** showing the child's developmental progress across multiple assessment periods for both **EHS Domains** and **HELP Domains**. Below is a sample report using **EHS Domains** with **Age Range Bars**.



Aggregate Assessment Reports: Six variations of Aggregate Assessment reports are available. These reports show aggregate results for a single assessment period, as well as gains over multiple assessment periods. A rich set of filters and graphs are available to group and analyze child results. Reports can be run for **EHS Domains**, **HELP Domains**, and **HELP Strands**. Below are two sample graphs: one for **EHS Domain** assessment period results and another for **EHS Domain** gains across multiple assessments.



Aggregate Assessment Period Results



Aggregate Gains