

HELP® 3-6 Assessment for Head Start

VORT Corporation, publisher of HELP®, has teamed up with KinderCharts to provide a comprehensive Head Start HELP 3-6 reporting system. The KinderCharts HELP 3-6 reporting system supports Federal progress reporting requirements across Head Start's eleven domains and enhances communication among parents, staff and community stakeholders for developing and monitoring school readiness goals.

HELP® 3-6 is one of the most popular and widely used curriculum-based assessments used in early intervention programs for young children and their families. The *HELP 3-6 Strands Assessment Manual* links directly to *HELP 3-6 Activities at Home* manual, which provides 500 ready-to-use reproducible handouts for

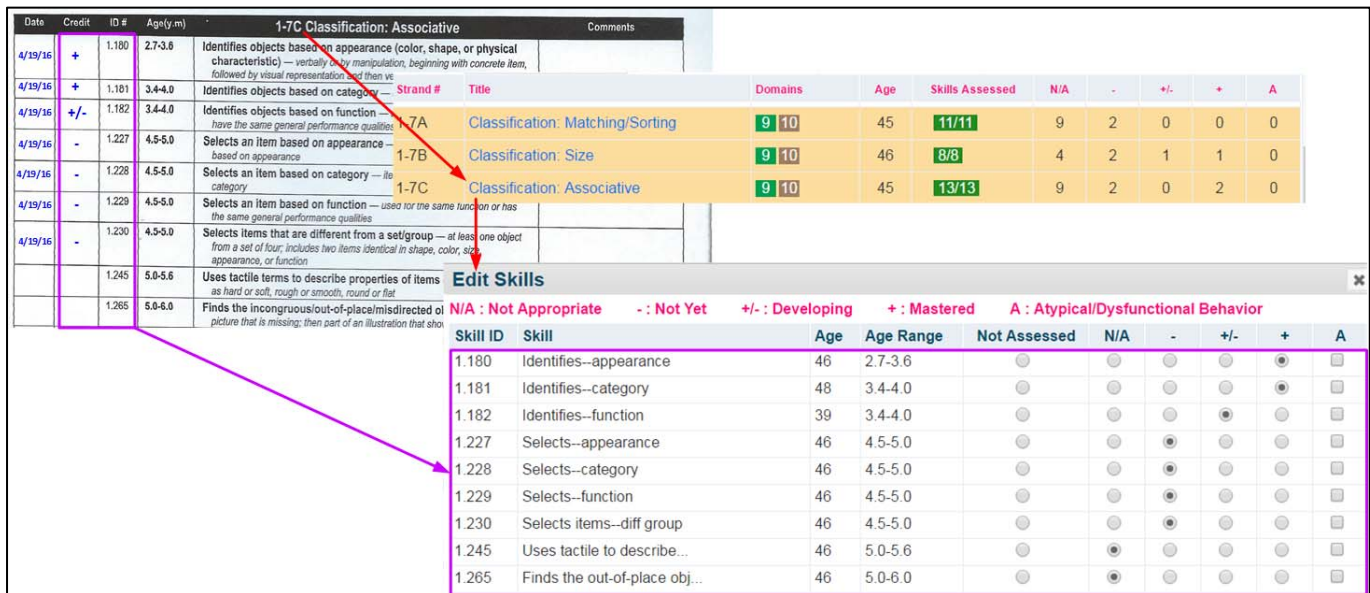
parents of children 3-6 years. This manual links the assessment directly to intervention and instruction with thousands of practical at-home activities with warm illustration.

The conceptual structure of the HELP 3-6 Strands allows you to assess child strengths and needs within and between broad Head Start domains, which can then be easily translated into meaningful school readiness goals for your program.

For more information regarding the HELP 3-6 Strands and using HELP 3-6 as a comprehensive assessment process, visit the VORT corporate website at <http://www.vort.com/HELP-3-6-years-complements-HELP-0-3/>.

The KinderCharts-HELP Head Start reporting system is easy. Simply...

- 1 Transcribe the child's current assessment results from the *HELP® 3-6 Assessment Strands* booklet into KinderCharts, as shown below. Simply click on the **Strand** (red arrows below) to open the **Strand Edit** form. Then, transfer the assessment results for each Skill into the template (purple rectangles and arrow below).



Date	Credit	ID #	Age(y.m)	1-7C Classification: Associative	Comments
4/19/16	+	1.100	2.7-3.6	Identifies objects based on appearance (color, shape, or physical characteristic) — verbally only by manipulation, beginning with concrete item, followed by visual representation and then by	
4/19/16	+	1.101	3.4-4.0	Identifies objects based on category	
4/19/16	+/-	1.182	3.4-4.0	Identifies objects based on function — have the same general performance qualities	
4/19/16	-	1.227	4.5-5.0	Selects an item based on appearance — based on appearance	
4/19/16	-	1.228	4.5-5.0	Selects an item based on category — its category	
4/19/16	-	1.229	4.5-5.0	Selects an item based on function — uses for the same function or has the same general performance qualities	
4/19/16	-	1.230	4.5-5.0	Selects items that are different from a set/group — at least one object from a set of four; includes two items identical in shape, color, size, appearance, or function	
		1.245	5.0-5.6	Uses tactile terms to describe properties of items as hard or soft, rough or smooth, round or flat	
		1.265	5.0-6.0	Finds the incongruous/out-of-place/misdirected or picture that is missing; then part of an illustration that sho	

Strand #	Title	Domains	Age	Skills Assessed	N/A	-	+/-	+	A
1-7A	Classification: Matching/Sorting	9 10	45	11/11	9	2	0	0	0
1-7B	Classification: Size	9 10	46	8/8	4	2	1	1	0
1-7C	Classification: Associative	9 10	45	13/13	9	2	0	2	0


Skill ID	Skill	Age	Age Range	Not Assessed	N/A	-	+/-	+	A
1.180	Identifies--appearance	46	2.7-3.6	<input type="radio"/>	<input type="radio"/>	<input type="radio"/>	<input type="radio"/>	<input type="radio"/>	<input type="checkbox"/>
1.181	Identifies--category	48	3.4-4.0	<input type="radio"/>	<input type="radio"/>	<input type="radio"/>	<input type="radio"/>	<input type="radio"/>	<input type="checkbox"/>
1.182	Identifies--function	39	3.4-4.0	<input type="radio"/>	<input type="radio"/>	<input type="radio"/>	<input type="radio"/>	<input type="radio"/>	<input type="checkbox"/>
1.227	Selects--appearance	46	4.5-5.0	<input type="radio"/>	<input type="radio"/>	<input type="radio"/>	<input checked="" type="radio"/>	<input type="radio"/>	<input type="checkbox"/>
1.228	Selects--category	46	4.5-5.0	<input type="radio"/>	<input type="radio"/>	<input type="radio"/>	<input checked="" type="radio"/>	<input type="radio"/>	<input type="checkbox"/>
1.229	Selects--function	46	4.5-5.0	<input type="radio"/>	<input type="radio"/>	<input type="radio"/>	<input checked="" type="radio"/>	<input type="radio"/>	<input type="checkbox"/>
1.230	Selects items--diff group	46	4.5-5.0	<input type="radio"/>	<input type="radio"/>	<input type="radio"/>	<input checked="" type="radio"/>	<input type="radio"/>	<input type="checkbox"/>
1.245	Uses tactile to describe...	46	5.0-5.6	<input type="radio"/>	<input checked="" type="radio"/>	<input type="radio"/>	<input type="radio"/>	<input type="radio"/>	<input type="checkbox"/>
1.265	Finds the out-of-place obj...	46	5.0-6.0	<input type="radio"/>	<input checked="" type="radio"/>	<input type="radio"/>	<input type="radio"/>	<input type="radio"/>	<input type="checkbox"/>

- 2 Mark the Assessment as **Complete** when all of the child's results for the Assessment Period have been entered. KinderCharts will automatically quantify, aggregate and report the child's results using crediting algorithms developed specifically for *HELP 3-6 Assessment Strands*.
- 3 A comprehensive set of reports is available, including individual child assessment reports, aggregated child progress reports and an array of management reports to meet individual program needs. A few report samples are provided on the back of this datasheet.


Continued →

Report Samples

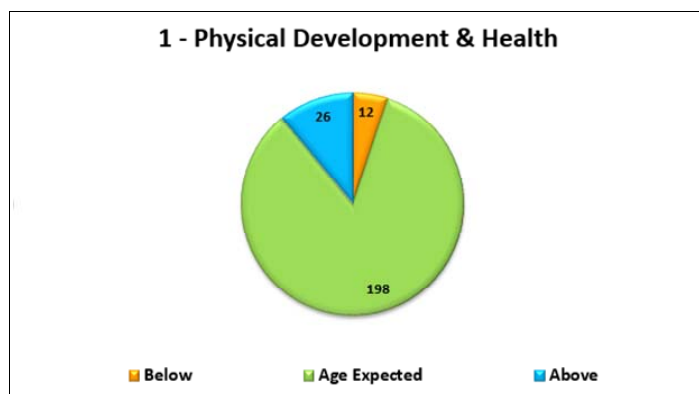
Individual Child Assessment: Four variations of the Individual Child Assessment report are available which provide assessment results scored against **HS Domains** and **HELP Domains**. Below is a sample report using **HS Domains** with **Range Bars**.



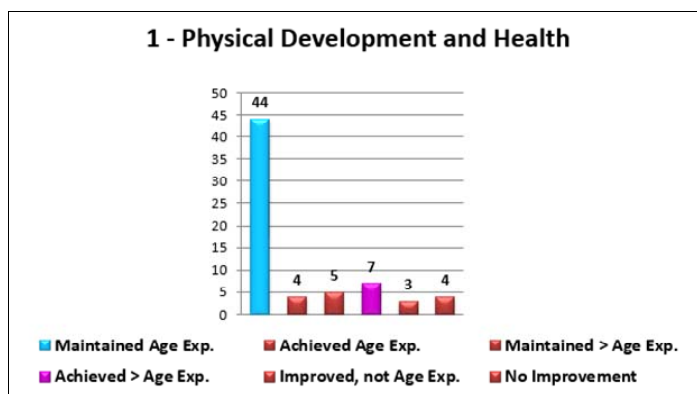
Individual Child Progress: Two variations of the individual Child Progress report are available. These reports show the child's developmental progress across multiple assessment periods for both **HS Domains** and **HELP Domains**. Below is a sample report using **HS Domains**.



Aggregate Assessment Reports: Five variations of Aggregate Assessment reports are available. These reports show aggregate results for a single assessment period, as well as gains over multiple assessment periods. A rich set of filters and graphs are available to group and analyze child results. Reports can be run for **HS Domains** and **HELP Domains**. Below are two sample graphs: one for **HS Domain** assessment period results and another for **HS Domain** gains across multiple assessments.



Aggregate Assessment Period Results



Aggregate Gains